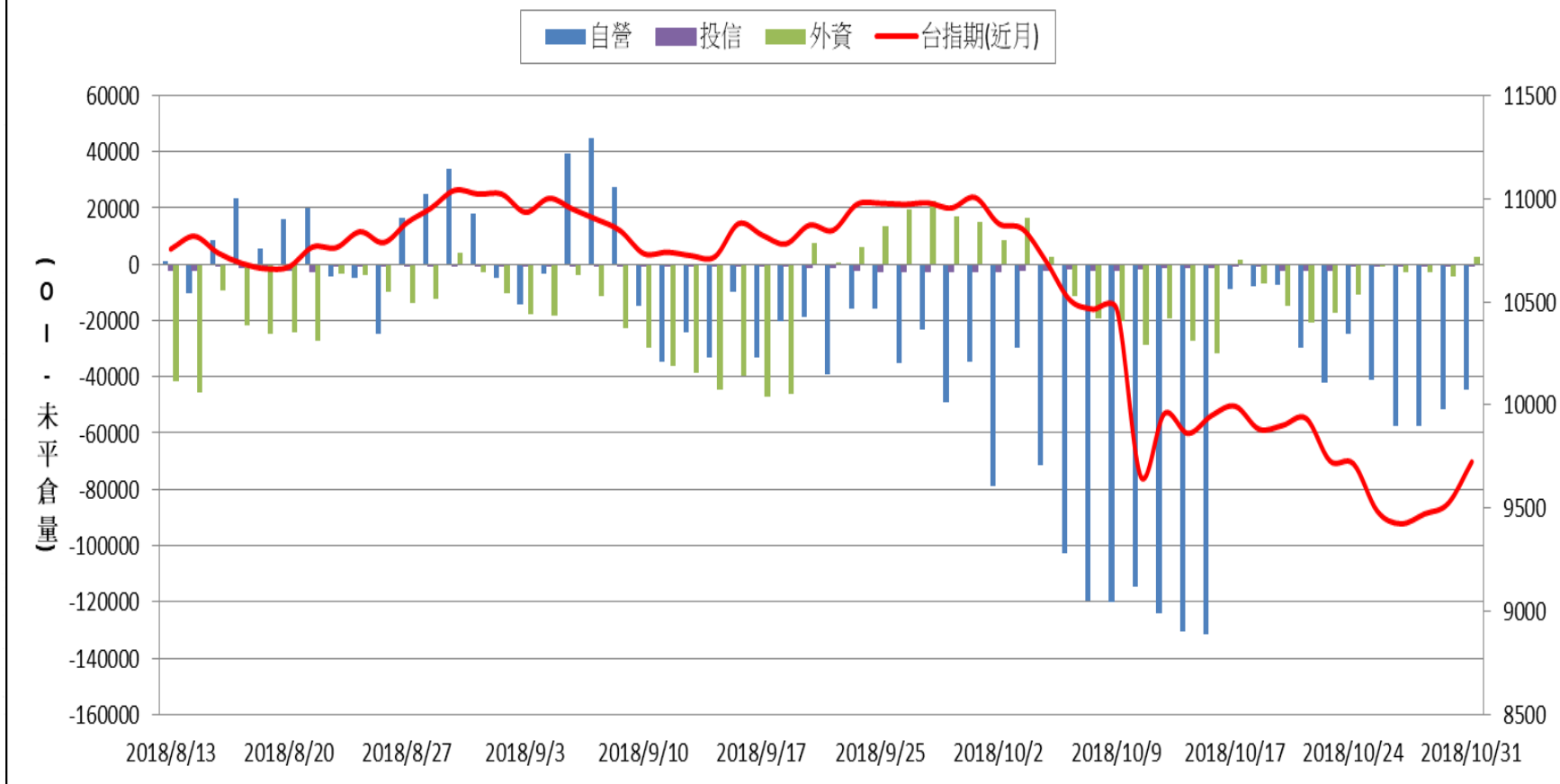
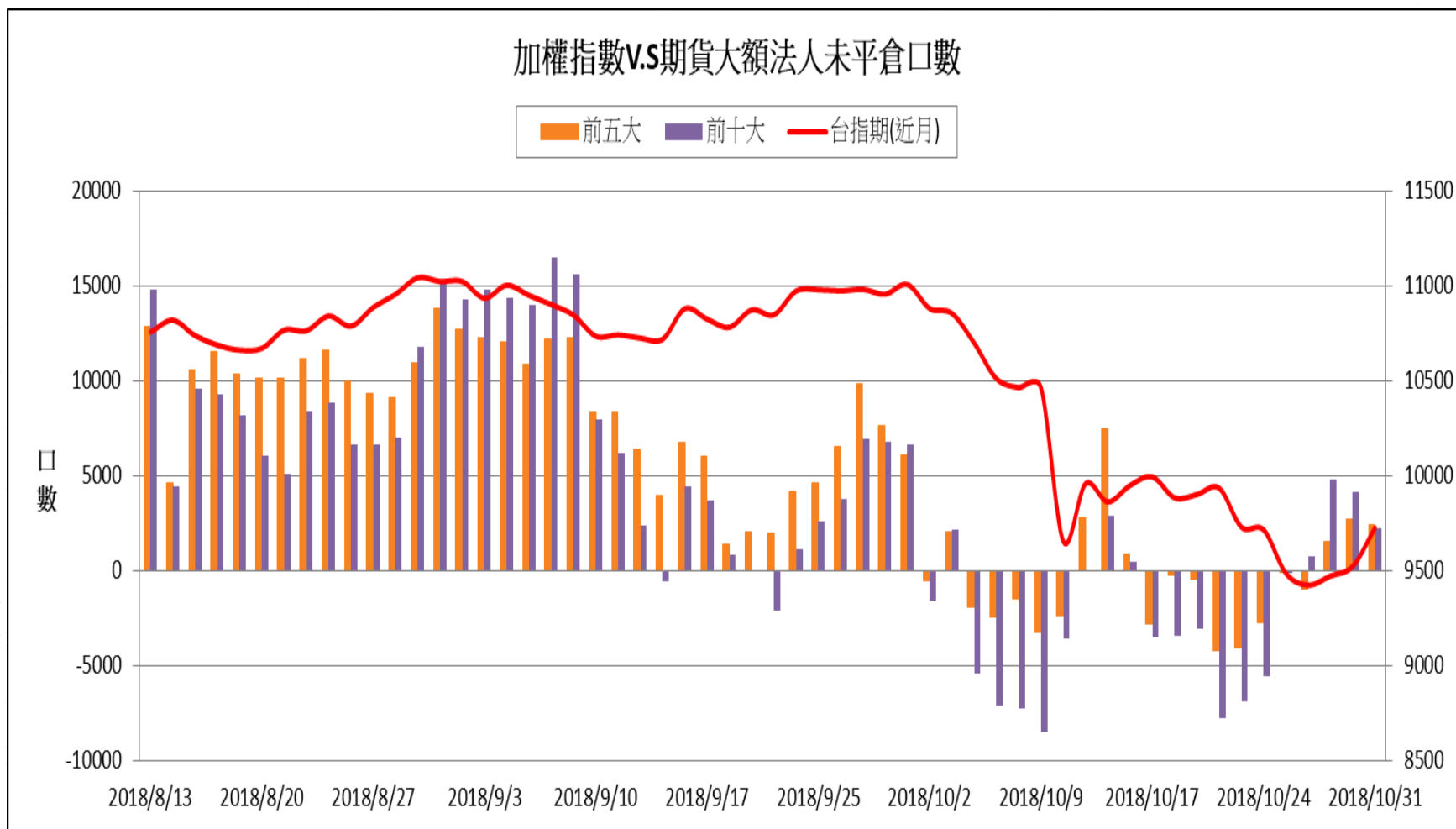
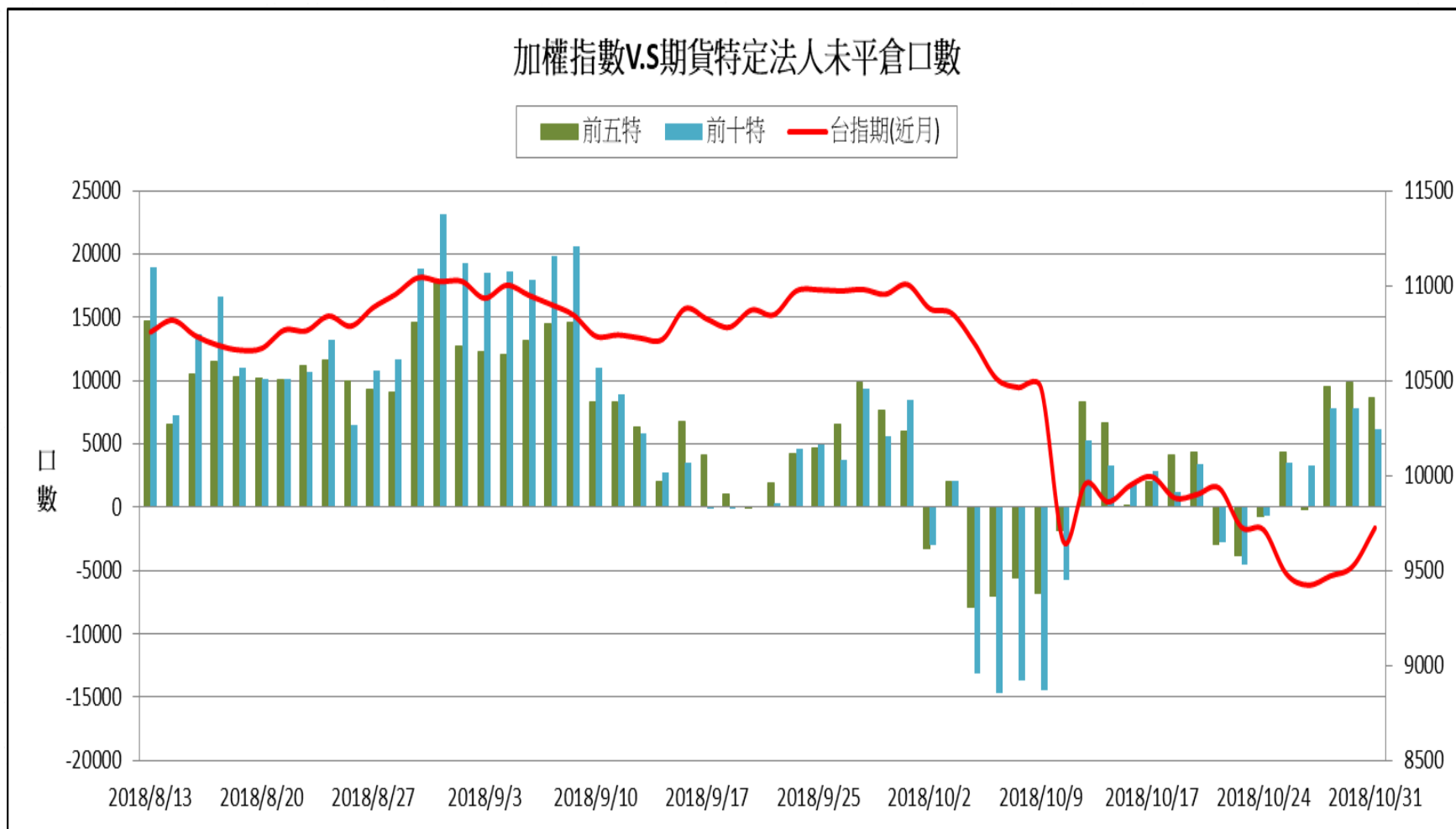


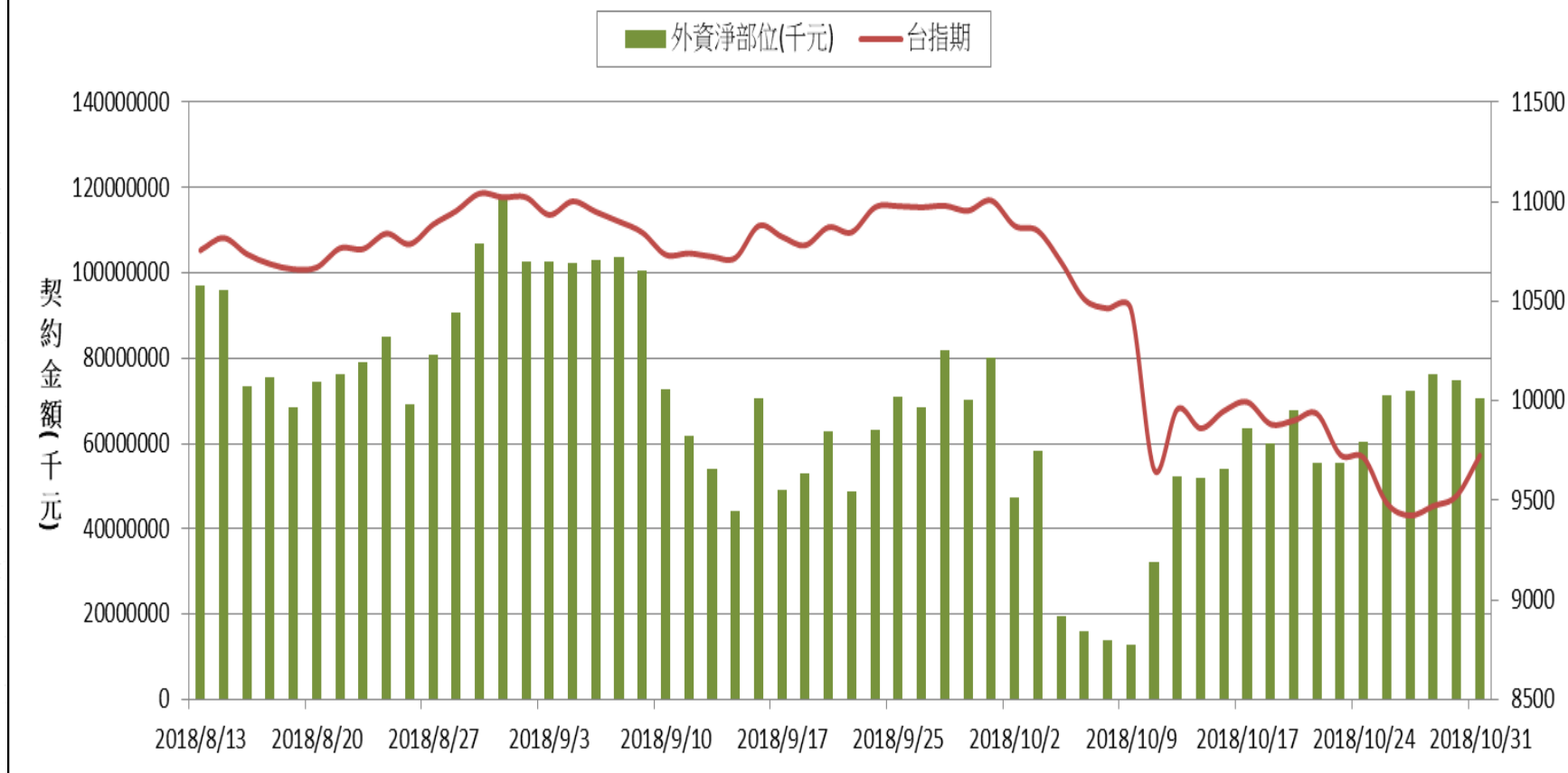
### 選擇權三大法人未平倉口數 V.S 台指期(近月)

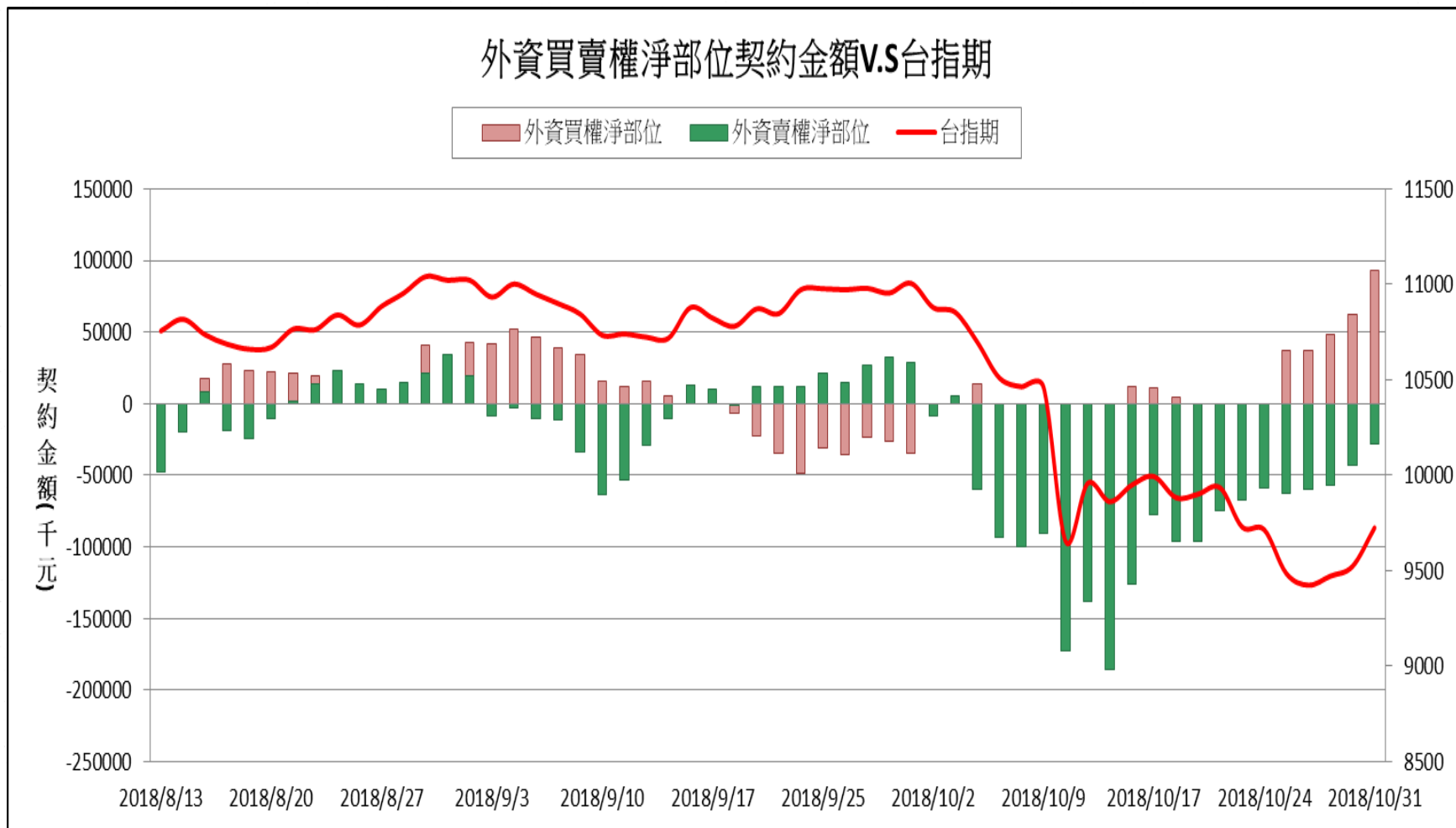


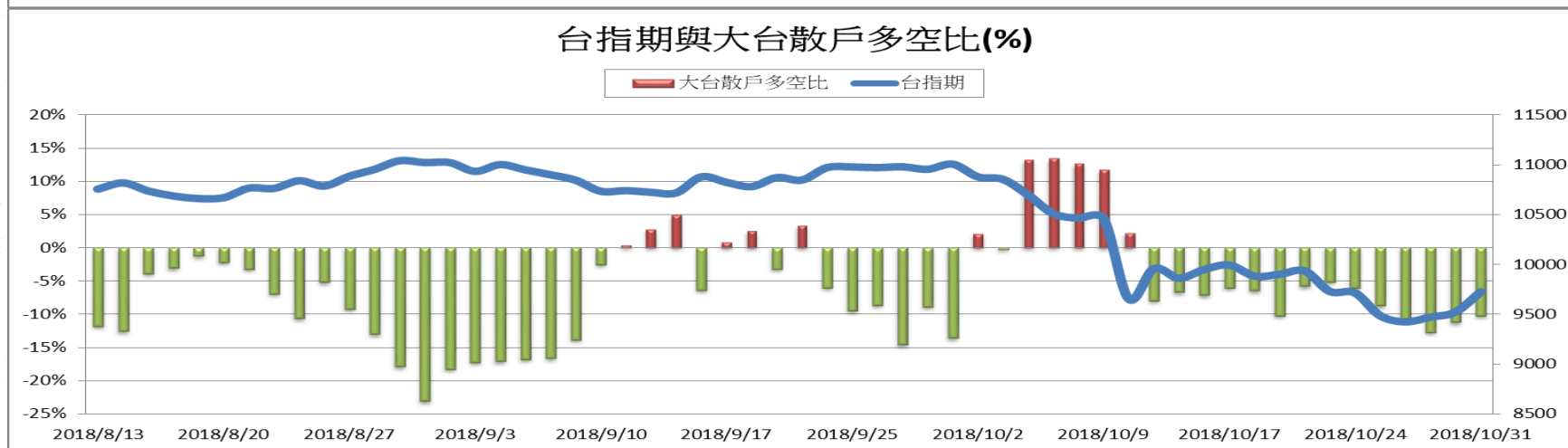
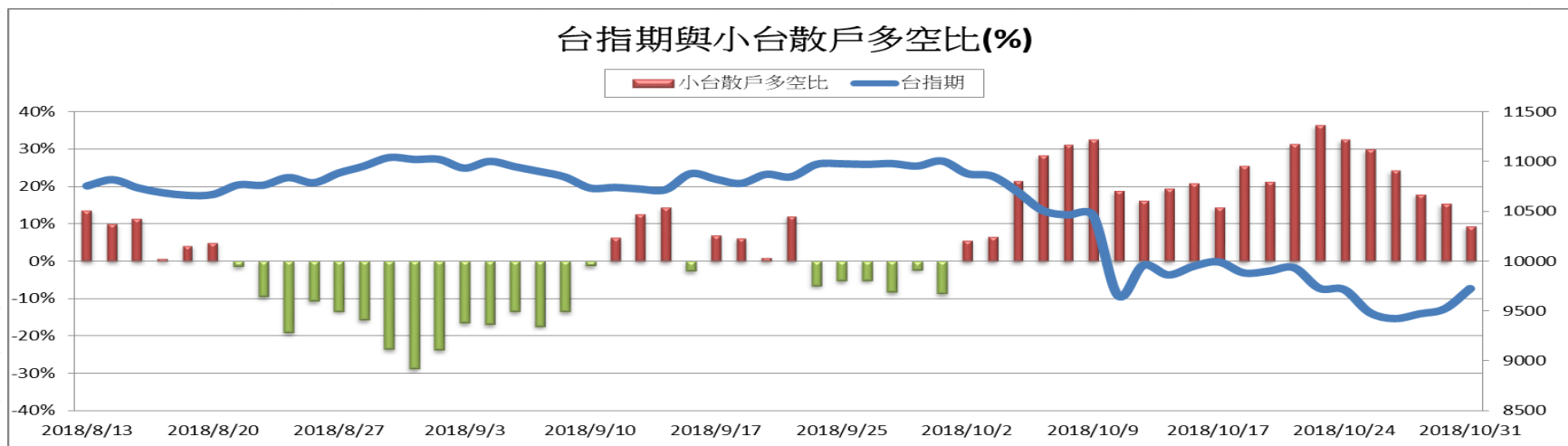




### 外資台指期與選擇權淨部位契約金額V.S台指期









買 權			201811	賣 權			
Vol	OI變化	OI	履約價	OI	OI變化	Vol	
2	(+2)	2	8000		2954 (-183)	2306	
0	0	0	8100		941 (+133)	913	
13	0	20	8200		3439 (+440)	2013	
1	(+1)	31	8300		11085 (-408)	1666	
1	0	5	8400		4869 (+316)	1761	
2	(+2)	5	8500		5282 (-465)	3663	
0	0	334	8600		4026 (+83)	2594	
4	0	216	8700		5042 (-757)	4678	
3	(+1)	457	8800		11701 (+86)	4050	
14	0	275	8900		6746 (+1597)	4926	
33	(-26)	329	9000		12885 (+1725)	10670	
207	(-44)	357	9100		7435 (+347)	5162	
29	(+6)	586	9200		8413 (+726)	5456	
128	(-16)	1035	9300		9471 (+705)	5645	
724	(-203)	2027	9400		8158 (+644)	5438	
2396	(-224)	4258	9500		10083 (+757)	6619	
4901	(-746)	5585	9600		6685 (+109)	5018	
7262	(-1300)	5994	9700		7366 (+53)	4510	
9832	(-1117)	10594	9800		6772 (-697)	2283	
11183	(-544)	10718	9900		4530 (-28)	798	
15508	(-495)	19287	10000		3207 (-42)	532	
6922	(+204)	14009	10100		1875 (+1)	172	
8210	(-1053)	14471	10200		1508 (-5)	138	
4694	(+326)	13877	10300		3448 (-3)	28	
2219	(+211)	12075	10400		1864 (-3)	14	
2265	(+206)	13460	10500		5192 (-7)	39	
924	(+200)	9708	10600		1506 (-9)	20	
430	(-27)	5691	10700		1308 (-8)	20	
1065	(+415)	15167	10800		1616 (-8)	13	
301	(+95)	5049	10900		264 0	4	
642	(-173)	6038	11000		190 0	0	
141	(-37)	2765	11100		109 0	0	
363	(+53)	3627	11200		60 0	0	
86	(-58)	4051	11300		61 0	0	
62	(-2)	2873	11400		66 0	0	
52	(-27)	1803	11500		37 (-1)	1	
28	(-21)	2165	11600		0 0	0	
10	(-10)	2342	11700		1 0	0	
2	(-2)	1964	11800		4 0	0	
0	0	762	11900		3 0	0	
26	0	1668	12000		1 0	0	
200	0	907	12100		5 0	0	
104	(+83)	439	12200		0 0	0	
0	0	525	12300		0 0	0	
0	0	242	12400		3 0	0	
0	0	89	12500		0 0	0	
5	(+1)	637	12600		0 0	0	
0	0	568	12700		0 0	0	
2	(+2)	616	12800		0 0	0	